



Digital Receipt

This receipt acknowledges that Turnitin received your paper. Below you will find the receipt information regarding your submission.

The first page of your submissions is displayed below.

Submission author: Ch Ch
Assignment title: Accreditation
Submission title: ch
File name: 20.pdf
File size: 349.39K
Page count: 13
Word count: 5,583
Character count: 30,497
Submission date: 27-Nov-2018 05:07PM (UTC+0700)
Submission ID: 1045586359



ch

by Ch Ch

Submission date: 27-Nov-2018 05:07PM (UTC+0700)

Submission ID: 1045586359

File name: 20.pdf (349.39K)

Word count: 5583

Character count: 30497



MODERATING STRUCTURAL EQUATION MODELING ON TRAINING TRANSFER TO THE PERFORMANCE OF REMUNERATION UNDER THE LECTURER PERCEPTION OF UNIVERSITY BATAM

Sri Ruplati, Jemmy Rumengan and Chablullah Wibisono,
Faculty of Economics, University of Batam, Riau Islands, Indonesia

Bambang Widjanarko Otok

Department of Statistics, FMKSD, Institut Teknologi Sepuluh Nopember, Surabaya

ABSTRACT

The college is a bureaucratic institution that is required to always be able to adapt to the needs of the community, state and nation. In several public and private universities, the remuneration system is considered unfair, because it still relies on class, rank and years of service, resulting in not much difference between lecturers performing well with regular lecturers. University Batam build quality of human resources through the learning process is evaluated through the performance, so that the expected academic process efficiently and effectively. Therefore, there should be a measurable performance standards lecturer of each activity on an ongoing basis. To improve the performance of lecturers, one of the remuneration policy to be used remuneration systems. Based on the lecturers' perception in the University of Batam environment, identification of indicators and factors influencing the remuneration system by transferring training as moderating using structural equation modeling was identified. Results showed that achievement motivation and work environment have a significant effect on the performance of lecturers and remuneration, and performance of lecturers significant effect on remuneration. Transfer Training moderating influence performance that are strengthening against remuneration. The remuneration system according to Batam University lecturer perception should be based on indicators of working life or work experience of lecturers, the workload in the waistband, the remuneration of each (grade) according to the load position, and the determination of grade considering unsur- competence or ability of lecturers.

Keywords: Transfer of Training, Remuneration, Performance, MSEM

Cite this Article: Sri Ruplati, Jemmy Rumengan, Chablullah Wibisono and Bambang Widjanarko Otok, Moderating Structural Equation Modeling on Training Transfer to the Performance of Remuneration Under the Lecturer Perception of University Batam, International Journal of Civil Engineering and Technology, 9(10), 2018, pp. 916-928. <http://www.iaeme.com/IJCIET/issues.asp?JType=IJCIET&VType=9&IType=10>

1. INTRODUCTION

The college is one part of the bureaucracy that is expected to implement a system that can easily adapt to the needs of the community, nation, and state (Ratnawatie, 1998). This means that universities should improve the performance of range or the academic community to be more professional and qualified, including the performance of lecturers. Faculty performance can be interpreted as a real behavior displayed a lecturer on the resulting performance corresponding energy functional role as an academic. One of the bureaucratic reform policies of the government to establish good governance and is expected to improve faculty performance by implementing a remuneration system at colleges-universities in Indonesia.

Remuneration is received by an employee welfare in accordance with the work he has done and can be used as motivation for achievement (Hasibuan, 2012). Batam university's mission is to build high quality human resources through quality teaching and learning process to produce quality human resources and be able to compete in the global era; Faithful, devoted and high ethical; Mastering the art knowledge; Have an attitude of self-contained and able to create jobs. To produce the human resources disclosed above, the academic atmosphere should be built to a more conducive, so as to build faculty and students to be creative. Built academic process is expected to build self-learning for faculty and students. University academic process run Batam should always be able to evaluate which can be adversely affected. Academic at the University of Batam process must also be efficient and effective. Therefore, there needs to be a standard of performance either faculty, staff and students were measured for each activity. To improve the performance of lecturers, the government implemented a policy, namely payroll remuneration system. It became the background of research on faculty perceptions about remuneration, namely payroll remuneration system. It became the background of research on faculty perceptions about remuneration, namely payroll remuneration system. It became the background of research on faculty perceptions about remuneration.

Some studies that discuss the remuneration has been done by Palagia, Brasit, and Amar (2010), which discusses the influence of remuneration, motivation and job satisfaction on the performance of employees at the Tax Office in Makassar using regression. The study concludes that all three of these factors affect employee performance. Fitriia et.al., (2014), which examines the influence of remuneration, motivation and job satisfaction on the performance of employees in the Office of the High Religious Court of Samarinda. Otok et.al., (2015) used analysis of the gap between importance and satisfaction with regard to the performance-based remuneration of educators who applied in ITS. According to Wibisono et.al., (2018), motivation as a moderating variable emotional intelligence dominant influence on the performance of lecturers. Emotional intelligence is influenced by the Organizational Citizenship Behavior, and further affect the workload and performance of lecturers.

Methods associated with latent variables namely Confirmatory Factor Analysis (CFA) (Brown, 2006; N. Rusdi et. al., 2014) and Structural Equation Modeling (SEM) (Mulaik 2009; Raykov & Marcoulides, 2006; Hair et. al., 2006; Bollen, 1989). SEM-related research, among others: Bryman, (2007), to obtain conditions memadahi faculty performance, so it needed a stimulus to motivate lecturers to be able to carry out their duties properly. While moderating SEM related to, among other things: Wibisono et.al., (2018). Management information system as a moderating variable Total Quality Management Provides a strengthening effect on performance. Dominant influence organizational culture of Total Quality Management and subsequently affect study program performance (Rusdi et.al., 2018; Mangkoedihardjo, 2010).

In this research will be the identification of employee achievement motivation factors, and characteristics of the work environment on the performance of teachers and its influence on remuneration at the University of Batam by using SEM. It also wants to identify the moderator variables influence the transfer of training, workshops, and seminars that strengthen or weaken

the effect of the performance of an employee using methods Moderated Structural Equation Modeling (MSEM). This research is expected to help the University of Batam in applying the remuneration policies effectively and efficiently for all parties in the coming years.

2. METHODOLOGY

The data used in this research is the primary data of perception surveys Batam University lecturer on the remuneration system. The unit of analysis is a lecturer at the University of Batam. Sampling was obtained from the formula Slovin the sampling technique is simple random sampling (Levy & Stanley, 2010; Razif et al., 2006). Exogenous latent variables namely Achievement Motivation, Work Environment, intervening latent variable is the performance, and endogenous latent variables namely the Remuneration and Transfer Training as moderating variables. Questionnaires were distributed statement contains some items related to the study variables. There are 5 alternative answers given in accordance with the Likert scale, namely: 1 = strongly disagree; 2 = disagree; 3 = less Agree; 4 = agree; 5 = strongly agree. Conceptual study is presented as follows.

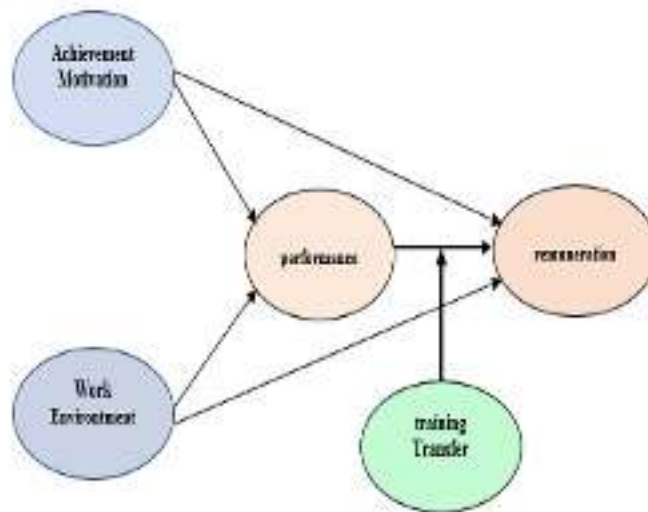


Figure 1

Conceptual Model of Achievement Motivation, Work Environment Against Remuneration Transfer Through Training For Performance with Variable Moderating

Stages of the analysis carried out in achieving the goal of research is as follows.

Evaluation of the measurement model, namely:

1. Convergent validity
2. Convergent validity is used to determine the correlation between each indicator with latent variables. Convergent validity can be seen from the value standardize loading factor (λ). Value standardize loading factor above 0.5 is acceptable, while values below 0.5 standardize loading factor can be removed from the model (Mondy & Noe, 1993).
3. Composite reliability (C-R)
4. Composite reliability a block indicator that measures a construct and can be evaluated by the size of the internal consistency. Composite reliability can be calculated with the following formula:

$$C-R = \frac{\left(\sum_{k=1}^{K_1} \lambda_{jk}\right)^2}{\left(\sum_{k=1}^{K_1} \lambda_{jk}\right)^2 + \sum_{k=1}^{K_2} (1-\lambda_{jk})^2} \quad (1)$$

These sizes are acceptable levels of reliability when the latent variable coefficients greater than 0.7.

Structural Equation Modeling have a direct or indirect relationship and allow the relationship between a latent variable exogenous to endogenous latent variables that influenced other latent variables (moderating). The method can be used to assess the effect of moderating one is the Ping method. Ping method, there are two stage:

- ❖ The first stage:
 - ❖ Estimate without entering the variable interactions that we only estimate the model with two exogenous variables ξ_1 and ξ_2 are used to predict the endogenous variables η
 - ❖ The output of this model is used to calculate the value of the interaction latent variable loading factor (λ interaction) and error variance values of the latent variable indicator interaction.
- ❖ Stage Two:
 - ❖ After the value λ interaksi and θ_{η} value obtained from the first stage, then these values are incorporated into the model with latent variable interaction
 - ❖ The results of the manual calculation of the loading factor of interaction is used to set the value of the interaction parameter loading value, while the result of the calculation error variance manual interaction variables used to define an error variance interaction variables.
 - ❖ The general model of structural equation moderating, $\eta = \gamma_1 \xi_1 + \gamma_2 \xi_2 + \omega_{12} \xi_1 \xi_2 + \zeta$

3. RESULTS AND DISCUSSION

Measurement models consist of validity and reliability test. In detail, the validity and reliability in each of the latent variables are presented in Table 1.

Table 1
Validity and Reliability Indicator Value at Latent Variables

Latent variables	Indicators	p variance error	Loading (λ)	λ^2	$1 - \lambda^2$	Composite Reliability (C-R)
Achievement motivation (X1)	Tasks with full responsibility (X1.1)	0.000	0.881	0.776	0.224	0.871
	Always looking for new ways to accomplish the task as effectively as possible (X1.2)	0.013	0.788	0.621	0.379	
	Trying to get the job done faster than usual (X1.3)	0.000	0.542	0.294	0.706	

Moderating Structural Equation Modeling on Training Transfer to the Performance of Remuneration Under the Lecturer Perception of University Batam

	Trying to work hard so that my achievement is increasing regardless of the rewards (X1.4)	0.021	0.926	0.857	0.143	
Working Environment (X2)	The tasks I had to accomplish relative according to ability (X2.1)	0.017	0.995	0.990	0.010	0.912
	Love the job in my field elaborated now (X2.2)	0.015	0.981	0.962	0.038	
	Bosses are always discussing the division of tasks (X2.3)	0.000	0.642	0.412	0.588	
	Lecturers seek to get a good performance (X2.4)	0.000	0.737	0.543	0.457	
Transfer Training (Z)	The amount of training that followed can support the ability to complete the job (Z1.1)	0.004	0.824	0.679	0.321	0.915
	By following the training program, I can do a job with an easier way (Z1.2)	0.011	0.902	0.814	0.186	
	The spirit of my work increased after training program (Z1.3)	0.019	0.864	0.746	0.254	
	I gained knowledge and ability to work better (Z1.4)	0.001	0.823	0.677	0.323	
Performance (Y1)	Meet face to face (lectures) in accordance with the schedule, including present and on time (Y1.1)	0.009	0.914	0.835	0.165	0.877
	Obligations in providing guidance and counseling to students (Y1.2)	0.000	0.724	0.524	0.476	
	Active in research and publication of journals (Y1.3)	0.000	0.823	0.677	0.323	
	Active in community service (Y1.4)	0.000	0.730	0.533	0.467	
Remuneration (Y2)	Remuneration based on the workload (grade / rank) in waistband (Y2.1)	0.000	0.832	0.692	0.308	0.908
	Determination (grade / rank) to consider the elements of competence or ability of lecturers (Y2.2)	0.000	0.768	0.590	0.410	
	Determination (grade / rank) to consider elements of working life or work experience lecturer (Y2.3)	0.034	0.959	0.920	0.080	
	The amount of remuneration of each (grade / rank) corresponding to the load position (Y2.4)	0.000	0.809	0.654	0.346	

Table 1 shows that the latent variables of achievement motivation (X1), work environment (X2), the transfer of training (Z), performance (Y1) and remuneration (Y2) gives the loading factor and CR values above the cut-off so that it can be said valid and reliable. Similarly, in each indicator all error variance p value less than 0.05 then virtually all reliable indicators. Achievement motivation (X1) formed by the Working indicators duties with full responsibility (X1.1) (0.881), Always looking for new ways to accomplish the task as effectively as possible (X1.2) (0.788), Trying to get the job done faster than usually (X1.3) (0.542), and Trying to work hard so that my achievement is increasing regardless of the reward (X1.4) (0.926). The working environment is formed by the indicator tasks I had to accomplish relative according to ability (X2.1) (0.995), Love job in my field elaborated now (X2.2) (0.981), Tops are always

discussing the division of tasks (X2.3) (0.642), and lecturers working to get a good performance (X2.4) (0.737). Transfer of training (Z) is formed by a number of training followed indicators can support the ability to complete the job (Z1.1) (0.824), By following the training program, I can do a job with an easier way (Z1.2) (0.902), The spirit of my work increased after training program (Z1.3) (0.864), and the knowledge I gained and the ability to work better (Z1.4) (0.823). Performance (Y1) is formed by the indicator Meet face to face (lectures) in accordance with the schedule, including present and on time (Y1.1) (0.914), Meet the obligation to provide guidance and counseling to students (Y1.2) (0.724), active in research and publication of journals (Y1.3) (0.823), and is active in community service (Y1.4) (0.730). Remuneration (Y2) is formed by a Granting indicator remuneration is based on the workload (grade / rank) in the waistband (Y2.1) (0.832), Determination (grade / rank) to consider the elements of competence or ability of lecturers (Y2.2) (0.768), Determination (grade / rank) to consider elements of working life or work experience lecturer (Y2.3) (0.959), and the amount of remuneration of each (grade / rank) corresponding to the load position (Y2.4) (0.809).

Having tested the validity and reliability on each of the latent variables, some of the prerequisites that must be met in structural modeling is a multivariate normal assumption, assuming the absence of multicollinearity or singularity and outliers. Results of testing the normality of the data on all study variables give multivariate Critical Ratio of -0.510 and this value lies outside the 1.96 up to 1.96, so that it can be said that the data normal multivariate distribution. The singularity can be seen through the determinant of the covariance matrix. The results of the research value of the sample covariance matrix Determinant of 0.019. This value is almost medekati of zeros so that it can be said that there is a singularity problem on the analyzed data. Multikolinearitas can be seen through the correlation between exogenous latent variables. Correlation values between the latent variables Achievement Motivation (X1) with the working environment (X2) of 0.339 with $p = 0.191$ is greater than the significance level ($\alpha = 0.05$), it can be said does not happen multicollinearity. Outlier is an observation that appears with extreme values are univariate and multivariate analysis. Outlier test results in this study are presented in the Mahalanobis distance or Mahalanobis d-squared. Mahalanobis value greater than Chi-square table or value $p1 < 0.001$ say outlier observations. In this study, there are three data outliers, because it is still under 5 percent of the observation, it can be said does not happen outlier.

Having tested the validity and reliability on all latent variables are valid and reliable results, normal multivariate data, nothing happens multicollinearity and outliers below 5 percent, then the latent variables can be continued in the form of path analysis diagram is presented as follows:

Moderating Structural Equation Modeling on Training Transfer to the Performance of Remuneration Under the Lecturer Perception of University Batam

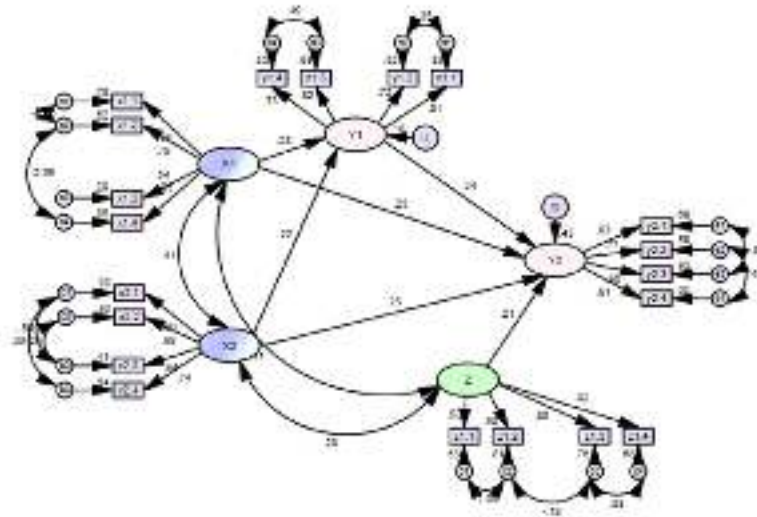


Figure 2

Model of Achievement Motivation, Work Environment Against Remuneration Transfer Through Training For Performance with Variable Moderating (Stage 1)

Testing the path coefficients in Figure 2 and the above equation in detail presented in the following table:

Table 2.

Test Results Coefficient Path Model of Achievement Motivation, Work Environment Against Remuneration Transfer Through Training for Performance with Variable Moderating (Stage -1)

variables	Coefficient	Critical Ratio (CR)	Prob.	Information
Achievement motivation (X1)→ Performance (Y1)	0.278	3.032	0.002	Significant
Working Environment (X2)→ Performance (Y1)	0.219	2.278	0.023	Significant
Achievement motivation (X1)→ Remuneration (Y2)	0.232	2.942	0.003	Significant
Working Environment (X2)→ Remuneration (Y2)	0.280	3.190	0.001	Significant
Transfer Training (Z)→ Remuneration (Y2)	0.207	2.791	0.005	Significant
Performance (Y1)→ Remuneration (Y2)	0.241	2.744	0.006	Significant

Based on Table 2, it can be interpreted directly influence moderating variables (transfer training (Z)) on remuneration (Y2). Transfer training (Z) positive and significant impact on remuneration (Y2). It is seen from the path marked positive coefficient of 0.207 with a value of T-Statistic of 2.791 larger than t-table = 1.96. Thus transfer training (Z) have an effect directly on remuneration (Y2) of 0.207, which means that every increment training transfer (Z) will raise remuneration (Y2) of 0.207. This indicates that the Transfer Training (Z) is suspected as a moderating variable that is amplified the effect of the performance of the remuneration (Y2).

Table 3

Lamda Interaction and Error Variance

Z Moderation Y1 to Y2	Z		Y1	
	Loading	variance	Loading	variance
Indicator	0.824	0.163	0.914	0.116
	0.902	0.252	0.724	0.367
	0.864	0.226	0.823	0.204
	0.823	0.280	0.730	0.289
variance	0.588		0.481	
Lamda Interaction (Z_Y1)	10.8909			
Variance Error (Z_Y1)	12.0947			

Table 3 the moderator latent variables can be continued in the form of path analysis diagram is presented as follows:

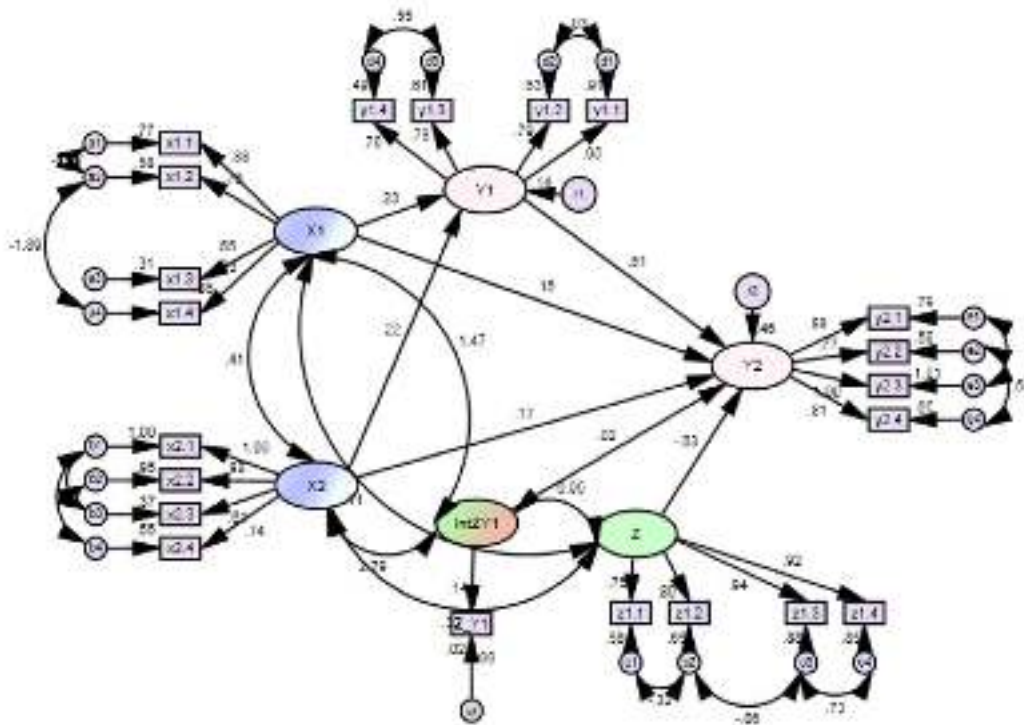


Figure 3

Model of Achievement Motivation, Work Environment Against Remuneration Transfer Through Training For Performance with Variable Moderating (Stage 2)

Results of testing the measurement model with AMOS complete program can be seen in the following Table 4.

Moderating Structural Equation Modeling on Training Transfer to the Performance of Remuneration Under the Lecturer Perception of University Batam

Table 4

Goodness of Fit Model of Achievement Motivation, Work Environment Against Remuneration Transfer Through Training for Performance with Variable Moderating (Stage -2)

Goodness of Fit (GoF)	Value Cut - Off	The calculation results	Information
Chi - Square	expected to be small	167.805	χ^2 with df = 165 is 195.973 Good
significance probability	≥ 0.05	0.425	Good
RMSEA	≤ 0.08	0.073	Good
GFI	≥ 0.90	0.904	Good
AGFI	≥ 0.90	0.828	Good
CMIN / DF	≤ 2.00	1.017	Good
TLI	≥ 0.90	0.913	Good
CFI	≥ 0.90	0.927	Good

Of a suitable model, it can be interpreted in each structural path coefficients through the following equation:

$$Y1 = 0.230 X1 + 0.215 X2$$

$$Y2 = 0.147 X1 + 0.171 X2 - 0.032 Z + 0.509 Y1 + 0.016 \text{IntZ_Y1}$$

Where:

X1 : Achievement motivation

X2 : Work environment

Y1 : performance

Y2 : Remuneration

Z : Transfer Training

Testing the path coefficients in Figure 3 and the above equation in detail presented in the following Table 5.

Table 5

Test Results Coefficient Path Model of Achievement Motivation, Work Environment Against Remuneration Transfer Through Training for Performance with Variable Moderating (Stage -2)

Variables	Coefficient	Critical Ratio (C.R.)	Probability	Information
Achievement motivation (X1) → performance (Y1)	0.230	2.585	0.010	Significant
Work environment (X2) → performance (Y1)	0.215	2.287	0.022	Significant
Achievement motivation (X1) → Remuneration (Y2)	0.147	2.131	0.033	Significant
Work environment (X2) → Remuneration (Y2)	0.171	2.191	0.028	Significant
Transfer Training (Z) → Remuneration (Y2)	-0.032	-0.460	0.645	Not significant
performance (Y1) → Remuneration (Y2)	0.509	5.695	0.000	Significant

Training Transfer Performance (IntZ_Y1)→ Remuneration (Y2)	0.016	3.480	0.000	Significant
---	-------	-------	-------	-------------

Note: → : Influence

Table 5, the interpretation of each path coefficient is as follows:

1. Achievement motivation (X1) has a positive and significant effect on Performance (Y1). This can be seen from the positive path coefficient of 0.230 with the value of C.R. amounting to 2.585 and obtained a significance probability (p) of 0.010 which is smaller than the significance level (α) determined at 0.05. Thus achievement motivation (X1) directly affects Performance (Y1) of 0.230, which means that every increase in achievement motivation (X1) will increase performance (Y1) by 0.230.
2. Working environment (X2) positive and significant impact on the performance (Y1). It is seen from the path marked positive coefficient of 0.215 with a value of C.R. for 2.287 and gained significance probability (p) of 0.022 which is smaller than the significance level (α) which is set at 0.05. Thus the working environment (X2) direct effect on performance (Y1) of 0.215, which means that every increase in the working environment (X2) will increase the performance (Y1) of 0.215.
3. Achievement motivation (X1) positive and significant impact on remuneration (Y2). It is seen from the path marked positive coefficient of 0.147 with C.R. values of 2.131 and gained significance probability (p) of 0.033 which is smaller than the significance level (α) which is set at 0.05. Thus achievement motivation (X1) direct effect on remuneration (Y2) of 0.147, which means that every increase in achievement motivation (X1) will raise remuneration (Y2) of 0.147.
4. Working environment (X2) positive and significant impact on remuneration (Y2). It is seen from the path marked positive coefficient of 0.171 with a value of C.R. for 2.191 and gained significance probability (p) of 0.028 which is smaller than the significance level (α) which is set at 0.05. Thus the working environment (X2) have an effect directly on remuneration (Y2) of 0.171, which means that every increase in the working environment (X2) will raise remuneration (Y2) of 0.171.
5. Transfer training (Z) is not significant in influencing remuneration (Y2). This can be seen from the path coefficient which has a negative sign of -0.032 with the value of C.R. amounting to -0.460 and obtained a significance probability (p) of 0.645 which is greater than the significance level (α) which is determined by 0.05. Thus transfer training (Z) directly affects remuneration (Y2), which means that every time there is an increase in transfer training (Z) it will increase or decrease remuneration (Y2).
6. Performance (Y1) has a positive and significant effect on remuneration (Y2). This can be seen from the path coefficient which is positively marked by 0.148 with the value of C.R. amounting to 2.421 and obtained a significance probability (p) of 0.015 smaller than the significance level (α) which is set at 0.05. Thus performance (Y1) direct effect on remuneration (Y2) of 0.148, which means that every increase in performance (Y1) will raise Remuneration (Y2) of 0.148. Transfer training*performance (IntZ_Y1) positive and significant impact on remuneration (Y2). It is seen from the path marked positive coefficient of 0.007 with C.R. values of 5.141 and gained significance probability (p) of 0.000 which is smaller than the significance level (α) which is set at 0.05. Thus transfer training (Z) moderate the performance (Y1) on remuneration (Y2) that is strengthen by 0.007, which means

that every increase in transfer training (Z) followed performance (Y1) will strengthen the influence of remuneration (Y2) of 0.007.

The above shows that performance (Y1) is influenced by achievement motivation (X1) and work environment (X2). Transfer training (Z) which moderate performance (Y1) which is strengthening in influencing remuneration (Y2). Remuneration (Y2) is influenced by achievement motivation (X1), work environment (X2) and performance (Y1). These results are as stated by Sopiah (2008) stating that the work environment can also affect a person's performance. Favorable, will create separate comfort and will spur better performance. Instead, the atmosphere uncomfortable work environment for infrastructure is inadequate, lack of support from superiors, and a conflict would have a negative impact resulting in deterioration in the performance of a person. The working environment is everything that exists around employees who can influence him in carrying out the tasks entrusted (Nitisemitro, 2000). Training transfer identifying the extent to which employees become participants can apply what is gained from the training so that it can change its behavior in the execution of their work. Sulistiyani (2003), a person's performance is a combination of ability, effort, and opportunity can be judged from their work. Thus, the performance is the willingness of a person or group of persons to perform an activity and completed in accordance with his responsibilities with the expected results. According Sedarmayanti (2009) measurement of performance is one factor that is very important for the company, because the measurement is used as a basis to construct a system of remuneration for employees, which can affect the behavior of government decision-makers in the organization. Surya (2004) states that the remuneration received by an employee is something in return for the contribution he has given to the organization of the working place. Remuneration has a broader meaning than the salary, because it covers all forms of remuneration, in cash or goods provided directly or indirectly, and routine and non-routine. The same thing also expressed by Ruky (2006), which explains that the reward or remuneration has wider coverage than wages or salary. Rewards include all expenses incurred by the organization's employees and received or enjoyed by employees, either directly, routine, or indirectly. In the Ministry of Education and Culture, lecturers are entitled to get remuneration payments according to their position based on the Chancellor's Decree in accordance with the results of the job evaluation. The amount of remuneration received is determined based on class of position, position value, and performance achievement. The basic principles of the remuneration policy are fair and proportionate. This means that past policies apply a generalized pattern. So with the remuneration policy, the amount of income (reward) received by a lecturer will be largely determined by the weight and price of the position that he holds and the results of the performance assessment.

4. CONCLUSION

The modeling results show that the indicators of achievement motivation, work environment, transfer of training, performance and remuneration are valid and reliable. Achievement motivation is formed by indicators trying to work hard in order to achievement is always increasing, and tasks with full responsibility. The working environment is formed by the indicator relative duties according to his ability, and loves the work in the areas occupied. Transfer of training is formed by the indicator following the training program can do a job in a way that is easier and morale increased after the training program. Meets the performance indicators established by the face in accordance with the scheduled lectures, present on time, and active in research and journal publications. Determination of the remuneration established by the indicator (grade) to consider elements of working life or work experience lecturers, remuneration is based on the workload at the waistband, Remuneration models with transfer moderating based training as university lecturer perception Batam SEM approach is a model

that fit based on the criteria of Goodness of Fit (GoF). Lecturer performance influenced motivasi achievement and working environment, and further affect the remuneration. Transfer training moderating influence performance that are strengthening against remuneration.

REFERENCES

- [1] Bollen, K.A. (1989). *Structural Equations with Latent Variables*, John Wiley and Son, USA
- [2] Brown, T. A., (2006). *Confirmatory Factory Analysis for Applied Research*. The Guilford Press, New York.
- [3] Bryman, A. 2007. *Research Development of Series. Effective Leadership in Higher Education*. University of Leicester: School of Management.
- [4] Fitria, R., Idris, A., & Kusuma, A. R. (2014). Pengaruh Remunerasi, Motivasi, dan Kepuasan Kerja Terhadap Kinerja Pegawai di Kantor Pengadilan Tinggi Agama Samarinda. *Journal Administrative Reform*
- [5] Hair, J.F. JR., Anderson, R.E, Tatham, R.L. & Black, W.C. (2006). *Multivariate Data Analysis*. Six Edition. New Jersey: Pearson Educational, Inc.
- [6] Levy, P.S., and Stanley, L. (1999). *Sampling of Populations: Methods and Applications*. Third Edition. John Wiley and Sons. Inc. New York.
- [7] Gujarati, D. N. (1995). *Basic Economic 3rd Edition*. America: McGraw Hill International Edition.
- [8] Hair, J., Black, W., Babin, B., & Anderson, R. (2010). *Multivariate Data Analysis 7th edition*. New York: Prentice Hall.
- [9] Hasibuan, M. S. (2012). *Manajemen Sumber Daya Manusia*. Jakarta: Bumi Aksara.
- [10] Mangkoedihardjo, S. (2010). Individual or Communal Sanitation Services?: Decision Based on Wastewater Storage Capacity. *Advances in Natural and Applied Sciences*, 4(3): 226-228.
- [11] Marcoulides, G. A. (1998). *Modern Methods for Business Research*. London: Lawrence Erlbaum Associates.
- [12] Moody, & Noe. (1993). *Human Resources Management*. USA: A Division of Simon & Schuster Inc.
- [13] Mulaik, S.A. (2009). *Linear Causal Modeling with Structural Equation*, Chapman and Hall, USA
- [14] N. Rusdi Hidayat, Eddy Poernomo, Minto Waluyo, Bambang Widjanarko Otok. (2018). The Model of Risk of Travel Ticket Purchasing Decisions on Marketing Communication Mix in Online Site Using Structural Equation Modeling. *International Journal of Civil Engineering and Technology (IJCIET)*, Volume 9, Issue 5, May 2018, pp. 847–856, Article ID: IJCIET_09_05_092.
- [15] N. Rusdi Hidayat, Suhadak, Darminto, Siti Ragil Handayani, Bambang Widjanarko Otok. (2014). Measurement Model of Service Quality, Regional Tax Regulations, Taxpayer Satisfaction Level, Behavior and Compliance Using Confirmatory Factor Analysis. *World Applied Sciences Journal* 29 (1): 56-61, ISSN 1818-4952. © IDOSI Publications. DOI: 10.5829/idosi.wasj.2014.29.01.13833
- [16] Nitisemito, A. S. (1982). *Manajemen personalia: Manajemen Sumber Daya Manusia*. Jakarta: Ghalia Indonesia.
- [17] Otok, B.W, Andari, S., & Utama, T. (2015). *Pengembangan dan Penentuan Indikator Remunerasi Berdasarkan Persepsi Tenaga Kependidikan di Lingkungan ITS*. LPPM- Institut Teknologi Sepuluh Nopember.
- [18] Palagia, M., Brasit, N., & Amar, M. Y. (2010). *Remanerasi, Motivasi, dan Kepuasan Kerja Terhadap Kinerja Pegawai pada Kantor Pajak di Kota Makassar*. Universitas Husanuddin, Makassar

Moderating Structural Equation Modeling on Training Transfer to the Performance of Remuneration Under the Lecturer Perception of University Batam

- [19] Panggabean, M. S. (2002). *Manajemen Sumber Daya Manusia*. Jakarta: Ghalia Indonesia.
- [20] Ratnawati, K. (1998). Birokrasi Perguruan Tinggi di Indonesia. *Perspektif Vol.3 No.2*.
- [21] Raykov, T. dan Marcoulides, G.R., (2006), *A First Course in Structural Equation Modeling*, Lawrence Erlbaum Associates, USA.
- [22] Razif, M., Budiarti, V.E., Mangkoedihardjo, S. 2006. Appropriate fermentation process for tapioca's wastewater in Indonesia. *Journal of Applied Sciences*, 6(13), 2846- 2848.
- [23] Ruky, A. (2006). *Manajemen Penggajian dan Pengupahan untuk Karyawan Perastahaan*. Jakarta: PT. Gramedia Pustaka Utama.
- [24] Sedarnayanti. (2009). *Reformasi Administrasi Publik, Reformasi Birokrasi, dan Kepemimpinan Masa Depan: Mewujudkan Pelayanan Prima dan Pemerintahan yang Baik*. Bandung: Refika Aditama.
- [25] Sekaran, U. (2011). *Metodologi Penelitian untuk Bisnis 4th Edition*. Jakarta: Salemba Empat.
- [26] Sopiah. (2008). *Perilaku Organisasional*. Yogyakarta: Andi Offset.
- [27] Simanora, H. (2004). *Manajemen Sumber Daya Manusia*. Yogyakarta: SIE YKPN.
- [28] Sulistiyani, A. (2003). *Manajemen Sumber Daya Manusia*. Yogyakarta: Graha Ilmu
- [29] Surya, M. (2004). *Bunga Rampai Guru dan Pendidikan*. Jakarta: Balai Pustaka.
- [30] Wibisono, C., Bambang, W.O. and Nur, A.E. (2018). Partial Least Squares for Performance Assessment of Teaching Workloads by Moderating Motivation of Emotional Intelligence. *International Journal of Mechanical Engineering and Technology (IJMET)*. Volume 9, Issue 7, July 2018, pp. 1058–1067, Article ID: IJMET_09_07_114.
- [31] Wibisono, C., Nur, A.E. and Bambang, W.O. (2018). Technology Development Model for Library Using Structural Equation Modeling. *International Journal of Civil Engineering and Technology (IJCIET)*. Volume 9, Issue 7, July 2018, pp. 1276–1286, Article ID: IJCIET_09_07_135.

ch

ORIGINALITY REPORT

13%

SIMILARITY INDEX

12%

INTERNET SOURCES

7%

PUBLICATIONS

9%

STUDENT PAPERS

MATCH ALL SOURCES (ONLY SELECTED SOURCE PRINTED)

4%

★ Submitted to Universitas Diponegoro

Student Paper

Exclude quotes On

Exclude matches Off

Exclude bibliography On

Turnitin Originality Report

Processed on: 27-Nov-2018 17:09 WIB
ID: 1045586359
Word Count: 5583
Submitted: 1

ch By Ch Ch

Similarity Index	Similarity by Source
13%	Internet Sources: 12% Publications: 7% Student Papers: 9%

2% match (student papers from 10-Apr-2016)
[Submitted to University of Babylon on 2016-04-10](#)

2% match (publications)
[Bunga Aditi. "The Effect Of Atributes Product's Analysis, Halal Certification, And Product Innovation To The Interest Of Consumer Buying-Back Through The Advantage Competitive Of Micro Small And Medium Business \(MSMB\) In Medan", Journal of Physics: Conference Series, 2017](#)

1% match (Internet from 22-Jan-2014)
<http://www.iosrjournals.org/iosr-jbm/papers/Vol11-issue3/E01133956.pdf>

1% match (student papers from 19-Aug-2018)
[Submitted to Universitas Jember on 2018-08-19](#)

1% match (Internet from 11-Nov-2018)
http://www.iaeme.com/MasterAdmin/Journal_uploads/IJCIET/VOLUME_9_ISSUE_10/IJCIET_09_10_152.pdf

1% match (Internet from 13-Nov-2018)
<https://docplayer.net/49186704-Proceedings-of-the-4th-international-seminar-and-conference-on-learning-organizations-4th-edition.html>

1% match (Internet from 09-Feb-2018)
<http://docplayer.net/11003137-Confirmatory-factor-analysis-on-strategic-leadership-corporate-culture-good-corporate-governance-and-company-performance.html>

1% match (Internet from 27-Feb-2013)
<http://pasca.unhas.ac.id/jurnal/files/3d81599c3ea624e828375b03b2203805.pdf>

1% match (Internet from 23-Oct-2018)
http://iaeme.com/MasterAdmin/uploadfolder/IJCIET_09_02_011/IJCIET_09_02_011.pdf

1% match (Internet from 11-Nov-2018)
<http://proceeding.uir.ac.id/conference/panel/file/6794b01af983.pdf>

< 1% match (student papers from 07-Nov-2018)
[Submitted to Universitas Jenderal Soedirman on 2018-11-07](#)

< 1% match (Internet from 28-Mar-2016)
<http://ifrnd.org/journal/index.php/jeps/issue/download/92/10>

< 1% match (publications)
[Dimiyati, Mohamad, and N. Ari Subagio. "Impact of Service Quality, Price, and Brand on Loyalty with the mediation of Customer Satisfaction on Pos Ekspres in East Java", Mediterranean Journal of Social Sciences, 2016.](#)

< 1% match (student papers from 28-Jan-2012)
[Submitted to Universitas Muhammadiyah Surakarta on 2012-01-28](#)

< 1% match (student papers from 12-Nov-2018)
[Submitted to Universitas Negeri Jakarta on 2018-11-12](#)

< 1% match (publications)

[Sundari, Sri, Ridwan Iskandar, and Ernie Tisnawati Sule. "The Effect of Implementation Quality System on the Quality Culture of Farmers \(Case Study on Edamame Production Industries\)", *Mediterranean Journal of Social Sciences*, 2015.](#)

< 1% match (Internet from 24-Jan-2018)

<http://repository.stiesia.ac.id/2344/1/JURNAL%20ONLINE%20HAFIDULLAH.pdf>

< 1% match (Internet from 31-Oct-2017)

<https://collections.plymouth.ac.uk/bitstream/handle/10026.1/3062/2014elsetouhi10203779phd.pdf.pdf?isAllowed=y&sequence=1>

< 1% match (publications)

[Hariyanti, Widi, Pupung Purnamasari, and Magnaz Lestira O. "Pluriform Motivation as Antecedent and its Relationships to Budgeting Participation and Managerial Performance \(Empirical Study on Manufacturing Companies Listed on Indonesian Stock Exchange\)", *Procedia - Social and Behavioral Sciences*, 2015.](#)

[International Journal of Civil Engineering and Technology \(IJCIET\) Volume 9, Issue 10, October 2018, pp. 916–928, Article ID: IJCIET_09_10_093 Available online at <http://www.iaeme.com/ijciyet/issues.asp?JType=IJCIET&VType=9&IType=10> ISSN Print: 0976-6308 and ISSN Online: 0976-6316 © IAEME Publication Scopus Indexed](#)

MODERATING STRUCTURAL EQUATION MODELING ON TRAINING TRANSFER TO THE PERFORMANCE OF REMUNERATION UNDER THE LECTURER PERCEPTION OF UNIVERSITY BATAM Sri Rupiati, Jemmy Rumengan and Chablullah Wibisono, Faculty of Economics, University of Batam, Riau Islands, Indonesia Bambang Widjanarko Otok Department of Statistics, FMKSD, Institut Teknologi Sepuluh Nopember, Surabaya ABSTRACT The college is a bureaucratic institution that is [required to](#) always [be able to](#) adapt to [the needs of the](#) community, state and nation. In several public and private universities, the remuneration system is considered unfair, because it still relies on class, rank and years of service, resulting in not much difference between lecturers performing well with regular lecturers. University Batam build quality of human resources through the learning process is evaluated through the performance, so that the expected academic process efficiently and effectively. Therefore, there should be a measurable performance standards lecturer of each activity on an ongoing basis. To improve the performance of lecturers, one of the remuneration policy to be used remuneration systems. Based on the lecturers' perception in the University of Batam environment, identification of indicators and factors influencing the remuneration system by transferring training as moderating using structural equation modeling was identified. Results showed that achievement motivation and work environment [have a significant effect on the performance of](#) lecturers and remuneration, and performance of lecturers significant effect on remuneration. Transfer Training moderating influence performance that are strengthening against remuneration. The remuneration system according to Batam University lecturer perception should be based on indicators of working life or work experience of lecturers, the workload in the waistband, the remuneration of each (grade) according to the load position, and the determination of grade considering unsur-competence or ability of lecturers. Keywords: Transfer of Training, Remuneration, Performance, MSEM Cite this Article: Sri Rupiati, Jemmy Rumengan, Chablullah Wibisono and Bambang Widjanarko Otok, Moderating Structural Equation Modeling on Training Transfer to the Performance of Remuneration Under the Lecturer Perception of University Batam, [International Journal of Civil Engineering and Technology, 9\(10\), 2018, pp. 916–928. <http://www.iaeme.com/IJCIET/issues.asp?JType=IJCIET&VType=9&IType=10>](#)

1. INTRODUCTION The college [is](#) one part of the bureaucracy that is expected to implement a system that can easily adapt to the needs of the community, nation, and state (Ratnawatie, 1998). This means that universities should improve the performance of range or the academic community to be more professional and qualified, including the performance of lecturers. Faculty performance can be interpreted as a real behavior displayed a lecturer on the resulting performance corresponding energy functional role as an academic. One of the bureaucratic reform policies of the government to establish good governance and is expected to improve faculty performance by implementing a remuneration system at colleges-universities in Indonesia. Remuneration is received by an employee welfare in accordance with the work he has done and can be used as motivation for achievement (Hasibuan, 2012). Batam university's mission is to build high quality human resources through quality teaching and learning process to produce quality human resources and be able to compete in the global era; Faithful, devoted and high ethical; Mastering the art knowledge; Have an attitude of self-contained and able to create jobs. To produce the human resources disclosed above, the academic atmosphere should be built to a more conducive, so as to build faculty and students to be creative. Built academic process is expected to build self-learning for faculty and students. University academic process run Batam should always be able to evaluate which can be

adversely affected. Academic at the University of Batam process must also be efficient and effective. Therefore, there needs to be a standard of performance either faculty, staff and students were measured for each activity. To improve the performance of lecturers, the government implemented a policy, namely payroll remuneration system. It became the background of research on faculty perceptions about remuneration. namely payroll remuneration system. It became the background of research on faculty perceptions about remuneration. Some studies that discuss the remuneration has been done by Palagia, Brasit, and Amar (2010), which discusses the [influence of remuneration, motivation and job satisfaction on the performance of employees at the Tax Office in Makassar](#) using regression. The study concludes that all three of these factors affect employee performance. Fitri et.al., (2014), which examines the [influence of remuneration, motivation and job satisfaction on the performance of employees in the Office of the High Religious Court of Samarinda](#). Otok et.al., (2015) used analysis of the gap between importance and satisfaction with regard to the performance-based remuneration of educators who applied in ITS. According to Wibisono et.al., (2018), motivation as a moderating variable emotional intelligence dominant influence on the performance of lecturers. Emotional intelligence is influenced by the Organizational Citizenship Behavior, and further affect the workload and performance of lecturers. Methods associated with latent variables namely Confirmatory Factor Analysis (CFA) (Brown, 2006; N. Rusdi et. al., 2014)) and Structural Equation Modeling (SEM) (Mulaik 2009; Raykov & Marcoulides, 2006; Hair et. al., 2006; Bollen, 1989). SEM-related research, among others: Bryman, (2007), to obtain conditions memadahi faculty performance, so it needed a stimulus to motivate lecturers to be able to carry out their duties properly. While moderating SEM related to, among other things: Wibisono et.al., (2018), Management information system as a moderating variable Total Quality Management Provides a strengthening effect on performance. Dominant influence organizational culture of Total Quality Management and subsequently affect study program performance (Rusdi et.al., 2018; Mangkoedihardjo, 2010). In this research will be the identification of employee achievement motivation factors, and characteristics of the work environment on the performance of teachers and its influence on remuneration at the University of Batam by using SEM. It also wants to identify the moderator variables influence the transfer of training, workshops, and seminars that strengthen or weaken the effect of the performance of an employee using methods Moderated Structural Equation Modeling (MSEM). [This research is expected to help the University of Batam in applying the remuneration policies effectively and efficiently for all parties in the coming years.](#)

2. METHODOLOGY

The [data used in this research is the primary data](#) of perception surveys Batam University lecturer on the remuneration system. The unit of analysis is a lecturer at the University of Batam. Sampling was obtained from the formula Slovin the sampling technique is simple random sampling (Levy & Stanley, 2010; Razif et al., 2006). Exogenous latent variables namely Achievement Motivation, Work Environment, intervening latent variable is the performance, and endogenous latent variables namely the Remuneration and Transfer Training as moderating variables. Questionnaires were distributed statement contains some items related to the study variables. There are 5 alternative answers given in accordance [with the Likert scale](#), namely: **1 = strongly disagree**; **2 = disagree**; **3 = less Agree**; **4 = agree**; **5 = strongly agree**. Conceptual study [is presented as follows](#). Figure 1 Conceptual Model of Achievement Motivation, Work Environment Against Remuneration Transfer Through Training For Performance with Variable Moderating Stages of the analysis carried out in achieving the goal of research is as follows. Evaluation of the measurement model, namely: 1. Convergent validity 2. Convergent validity is used to determine the correlation between each indicator with latent variables. Convergent validity can be seen from the value standardize loading factor (λ). Value standardize loading factor above 0.5 is acceptable, while values below 0.5 standardize loading factor can be removed from the model (Mondy & Noe, 1993). 3. Composite reliability (C-R) 4. Composite reliability a block indicator that measures a construct and can be evaluated by the size of the internal consistency. Composite reliability can be calculated with the following formula:
$$C-R = \frac{\sum_{k=1}^K \lambda_{jk}^2}{\sum_{k=1}^K \lambda_{jk}^2 + \sum_{k=1}^K (1-\lambda_{jk}^2)}$$
 (1) These sizes are acceptable levels of reliability when the latent variable coefficients greater than 0.7. Structural Equation Modeling have a direct or indirect relationship and allow the relationship between a latent variable exogenous to endogenous latent variables that influenced other latent variables (moderating). The method can be used to assess the effect of moderating one is the Ping method. Ping method, there are two stage: The first stage: Estimate without entering the variable interactions that we only estimate the model with two exogenous variables ξ_1 and ξ_2 are used to predict the endogenous variables η The output of this model is used to calculate the value of the interaction latent variable loading factor (λ interaction) and error variance values of the latent variable indicator interaction. Stage Two: After the value λ interaksi and θ_q value obtained from the first stage, then these values are incorporated into the model with latent variable interaction The results of the

manual calculation of the loading factor of interaction is used to set the value of the interaction parameter loading value, while the result of the calculation error variance manual interaction variables used to define an error variance interaction variables. The general model of structural equation moderating, $\eta = \gamma_{11}\xi_1 + \gamma_{12}\xi_2 + \omega_{12}\xi_1\xi_2 + \zeta_3$.

RESULTS AND DISCUSSION Measurement models consist of validity and reliability test. In detail, the validity and reliability in each [of the latent variables are presented in Table 1](#).

Table 1 Validity and Reliability Indicator Value at Latent Variables

Latent variables	Indicators	p variance	error Loading (λ)	λ^2	Composite Reliability (C-R)
Tasks with full responsibility (X1)	0.000	0.881	0.776	0.224	Achievement motivation (X1)
	0.788	0.621	0.379	0.871	Always looking for new ways to accomplish the task as effectively as possible (X1.2)
	0.542	0.294	0.706	0.013	Trying to get the job done faster than usual (X1.3)
	0.000	0.788	0.621	0.379	Trying to work hard so that my achievement is increasing regardless of the rewards (X1.4)
Working Love the job in my field elaborated now (X2)	0.017	0.995	0.990	0.010	The tasks I had to accomplish relative according to ability (X2.1)
	0.015	0.981	0.962	0.038	Environment (X2.2)
	0.000	0.642	0.412	0.588	Bosses are always discussing the division of tasks (X2.3)
	0.000	0.737	0.543	0.457	Lecturers seek to get a good performance (X2.4)
The amount of training that followed can support the ability to complete the job (Z)	0.004	0.824	0.679	0.321	Transfer Training (Z)
	0.011	0.902	0.814	0.011	By following the training program, I can do a job with an easier way (Z1.2)
	0.186	0.915	0.186	0.915	The spirit of my work increased after training program (Z1.3)
	0.019	0.864	0.746	0.254	I gained knowledge and ability to work better (Z1.4)
Performance present and on time (Y1)	0.001	0.823	0.677	0.323	Meet face to face (lectures) in accordance with the schedule, including (Y1.1)
	0.009	0.914	0.835	0.165	Performance present and on time (Y1.1)
	0.000	0.724	0.524	0.476	Obligations in providing guidance and counseling to students (Y1.2)
	0.677	0.323	0.877	0.000	Active in research and publication of journals (Y1.3)
Remuneration based on the workload (grade / rank) in waistband (Y2)	0.000	0.730	0.533	0.467	Remuneration based on the workload (grade / rank) in waistband (Y2.1)
	0.000	0.832	0.692	0.308	Determination (grade / rank) to consider the elements of competence or ability of (Y2.2)
	0.768	0.590	0.410	0.768	Determination (grade / rank) to consider elements of working life or work experience lecturer (Y2.3)
	0.034	0.959	0.920	0.080	The amount of remuneration of each (grade / rank) corresponding to the load position (Y2.4)

Table 1 shows that the latent variables of achievement motivation (X1), work environment (X2), the transfer of training (Z), performance (Y1) and remuneration (Y2) gives the loading factor and CR values above the cut-off so that it can be said valid and reliable. Similarly, in each indicator all error variance p value less than 0.05 then virtually all reliable indicators. Achievement motivation (X1) formed by the Working indicators duties with full responsibility (X1.1) (0.881), Always looking for new ways to accomplish the task as effectively as possible (X1.2) (0.788), Trying to get the job done faster than usually (X1.3) (0.542), and Trying to work hard so that my achievement is increasing regardless of the reward (X1.4) (0.926). The working environment is formed by the indicator tasks I had to accomplish relative according to ability (X2.1) (0.995), Love job in my field elaborated now (X2.2) (0.981), Tops are always discussing the division of tasks (X2.3) (0.642), and lecturers working to get a good performance (X2.4) (0.737). Transfer of training (Z) is formed by a number of training followed indicators can support the ability to complete the job (Z1.1) (0.824), By following the training program, I can do a job with an easier way (Z1.2) (0.902), The spirit of my work increased after training program (Z1.3) (0.864), and the knowledge I gained and the ability to work better (Z1.4) (0.823). Performance (Y1) is formed by the indicator Meet face to face (lectures) in accordance with the schedule, including present and on time (Y1.1) (0.914), Meet the obligation to provide guidance and counseling to students (Y1.2) (0.724), active in research and publication of journals (Y1.3) (0.823), and is active in community service (Y1.4) (0.730). Remuneration (Y2) is formed by a Granting indicator remuneration is based on the workload (grade / rank) in the waistband (Y2.1) (0.832), Determination (grade / rank) to consider the elements of competence or ability of lecturers (Y2.2) (0.768), Determination (grade / rank) to consider elements of working life or work experience lecturer (Y2.3) (0.959), and the amount of remuneration of each (grade / rank) corresponding to the load position (Y2.4) (0.809).

[Having tested the validity and reliability](#) on each [of the latent variables](#), some of the prerequisites that must be met in structural modeling is a multivariate normal assumption, assuming the absence of multicollinearity or singularity and outliers. Results of testing the normality of the data on all study variables give multivariate Critical Ratio of -0.510 and this value lies outside the 1.96 up to 1.96, so that it can be said that the data normal multivariate distribution. The singularity can be seen through the determinant of the covariance matrix. The results of the research value of the sample covariance matrix Determinant of 0.019. This value is almost medekati of zeros so that it can be said that there is a singularity problem on the analyzed data. Multikolinearitas can be seen through the correlation between exogenous latent variables. Correlation values between the latent variables Achievement Motivation (X1) with the working environment (X2) of 0.339 with p = 0.191 is [greater than the significance level](#) ($\alpha = 0.05$), it can be said does not happen

multicollinearity. Outlier is an observation that appears with extreme values are univariate and multivariate analysis. Outlier [test results in this study are presented in](#) the Mahalanobis distance or Mahalanobis d-squared. Mahalanobis value greater than Chi-square table or value $p_1 < 0.001$ say outlier observations. In this study, there are three data outliers, because it is still under 5 percent of the observation, it can be said does not happen outlier. [Having tested the validity and reliability on all latent variables are valid and reliable results, normal multivariate data, nothing happens](#) multicollinearity [and](#) outliers below 5 percent, then the latent variables can be continued in the form of path analysis diagram is presented as follows: Figure 2 Model of Achievement Motivation, Work Environment Against Remuneration Transfer Through Training For Performance with Variable Moderating (Stage 1) Testing the path coefficients in Figure 2 and the above equation in detail [presented in the following table: Table 2. Test Results Coefficient Path Model of Achievement Motivation, Work Environment Against Remuneration Transfer Through Training For Performance with Variable Moderating \(Stage -1\) variables Coefficient Critical Ratio \(CR\) Prob. Information Achievement motivation \(X1\) Performance \(Y1\) 0.278 3.032 0.002 Significant Working Environment \(X2\) Performance \(Y1\) 0.219 2.278 0.023 Significant Achievement motivation \(X1\) Remuneration \(Y2\) 0.232 2.942 0.003 Significant Working Environment \(X2\) Remuneration \(Y2\) 0.280 3.190 0.001 Significant Transfer Training \(Z\) Remuneration \(Y2\) 0.207 2.791 0.005 Significant Performance \(Y1\) Remuneration \(Y2\) 0.241 2.744 0.006 Significant](#) Based on Table 2, it can be interpreted directly influence moderating variables (transfer training (Z)) on remuneration (Y2). Transfer training (Z) positive and significant impact on remuneration (Y2). It is seen [from the path marked positive coefficient of 0.207 with a value of T-Statistic of 2.791 larger than t-table = 1.96](#). Thus transfer training (Z) have an effect directly on remuneration (Y2) of 0.207, which means that every increment training transfer (Z) will raise remuneration (Y2) of 0.207. This indicates that the Transfer Training (Z) is suspected as a moderating variable that is amplified the effect of the performance of the remuneration (Y2). Table 3 Lamda Interaction and Error Variance Z Moderation Y1 to Y2 Loading Z variance Loading Y1 variance Indicator 0.824 0.902 0.864 0.823 0.163 0.252 0.226 0.280 0.914 0.724 0.823 0.730 0.116 0.367 0.204 0.289 variance 0.588 0.481 Lamda_Interaction (Z_Y1) 10.8909 Variance Error_(Z_Y1) 12.0947 Table 3 the moderator latent variables can be continued in the form of path analysis diagram is presented as follows: Figure 3 Model of Achievement Motivation, Work Environment Against Remuneration Transfer Through Training For Performance with Variable Moderating (Stage 2) Results of testing the measurement model with AMOS complete program [can be seen in the following Table 4. Table 4 Goodness of Fit Model of Achievement Motivation, Work Environment Against Remuneration Transfer Through Training For Performance with Variable Moderating \(Stage -2\) Goodness of Fit \(GoF\) Value Cut - Off The calculation results Information Chi - Square expected to be small 167.805 \$\chi^2\$ with df = 165 is 195.973 \[Good significance probability \\$\geq 0.05\\$ 0.425 Good RMSEA \\$\leq 0.08\\$ 0.073 Good GFI \\$\geq 0.90\\$ 0.904 Good AGFI \\$\geq 0.90\\$ 0.828 Good CMIN / DF \\$\leq 2.00\\$ 1.017 Good TLI \\$\geq 0.90\\$ 0.913 Good CFI \\$\geq 0.90\\$ 0.927 Good\]\(#\) Of a suitable model, it can be interpreted in each structural path coefficients through the following equation: \$Y_1 = 0.230 X_1 + 0.215 X_2\$ \$Y_2 = 0.147 X_1 + 0.171 X_2 - 0.032 Z + 0.509 Y_1 + 0.016 IntZ_Y1\$ Where: X1 : Achievement motivation X2 : Work environment Y1 : performance Y2 : Remuneration Z : Transfer Training Testing the path coefficients in Figure 3 and the above equation in detail presented in the following Table 5. Table 5 Test Results Coefficient Path Model of Achievement Motivation, Work Environment Against Remuneration Transfer Through Training for Performance with Variable Moderating \(Stage -2\) Variables Coefficient Critical Ratio \(C.R.\) Probability Information Achievement motivation \(X1\) performance \(Y1\) 0.230 2.585 0.010 Significant Work environment \(X2\) performance \(Y1\) 0.215 2.287 0.022 Significant Achievement motivation \(X1\) Remuneration \(Y2\) 0.147 2.131 0.033 Significant Work environment \(X2\) Remuneration \(Y2\) 0.171 2.191 0.028 Significant Transfer Training \(Z\) Remuneration \(Y2\) -0.032 -0.460 0.645 \[Not significant performance \\(Y1\\) Remuneration \\(Y2\\) 0.509 5.695 0.000 Significant Training Transfer Performance \\(IntZ_Y1\\) Remuneration \\(Y2\\) 0.016 3.480 0.000 Significant\]\(#\) Note: : Influence Table 5, the interpretation of each path coefficient is as follows: 1. Achievement motivation \(X1\) \[has a positive and significant effect on Performance \\(Y1\\)\]\(#\). This can be seen from \[the positive path coefficient of 0.230 with the value of C.R. amounting to 2.585 and obtained a significance probability \\(p\\) of 0.010 which is smaller than the significance level \\(α\\) determined at 0.05\]\(#\). Thus achievement motivation \(X1\) directly affects Performance \(Y1\) of 0.230, which means that every increase in achievement motivation \(X1\) will increase performance \(Y1\) by 0.230. 2. Working environment \(X2\) \[positive and significant impact on the performance \\(Y1\\)\]\(#\). It is seen \[from the path marked positive coefficient of 0.215 with a value of C.R. for 2.287 and gained significance probability \\(p\\) of 0.022 which is smaller than the significance level \\(α\\) which is set at 0.05\]\(#\). Thus the working environment \(X2\) direct effect on performance \(Y1\) of 0.215, which means that every increase in the working environment \(X2\) will increase the performance \(Y1\) of 0.215. 3. Achievement motivation \(X1\)](#)

positive and significant impact on remuneration (Y2). It is seen [from the path marked positive coefficient of 0.147](#) with C.R. [values of 2.131](#) and gained [significance probability \(p\) of 0.033](#) which [is smaller than the significance level \(α\) which is set at 0.05](#). Thus achievement motivation (X1) direct effect on remuneration (Y2) of 0.147, which means that every increase in achievement motivation (X1) will raise remuneration (Y2) of 0.147.

4. Working environment (X2) positive and significant impact on remuneration (Y2). It is seen from the path marked positive [coefficient of 0.171](#) with a [value of C.R. for 2.191](#) and gained significance [probability \(p\) of 0.028](#) which is [smaller than the significance level \(α\) which](#) is set at 0.05. Thus the working environment (X2) have an effect directly on remuneration (Y2) of 0.171, which means that every increase in the working environment (X2) will raise remuneration (Y2) of 0.171.

5. Transfer training (Z) is not significant in influencing remuneration (Y2). This can be seen from the path coefficient which has a negative sign of -0.032 [with the value of C.R. amounting to -0.460](#) and obtained a significance [probability \(p\) of 0.645](#) which [is greater than the significance level \(α\) which is](#) determined by [0.05](#). Thus transfer training (Z) directly affects remuneration (Y2), which means that every time there is an increase in transfer training (Z) it will increase or decrease remuneration (Y2).

6. Performance (Y1) has a positive and significant effect on remuneration (Y2). This can be seen from the path coefficient which is positively marked [by 0.148](#) with the value of [C.R. amounting to 2.421](#) and obtained a significance [probability \(p\) of 0.015](#) [smaller than the significance level \(α\) which](#) is set at 0.05. Thus performance (Y1) direct effect on remuneration (Y2) of 0.148, which means that every increase in performance (Y1) will raise Remuneration (Y2) of 0.148.

Transfer training*performance (IntZ_Y1) positive and significant impact on remuneration (Y2). It is seen [from the path marked positive coefficient of 0.007](#) with C.R. values [of 5.141](#) and gained [significance probability \(p\) of 0.000](#) which [is smaller than the significance level \(α\) Which is set at 0.05](#). Thus transfer training (Z) moderate the performance (Y1) on remuneration (Y2) that is strengthen by 0.007, which means that every increase in transfer training (Z) followed performance (Y1) will strengthen the influence of remuneration (Y2) of 0.007. The above shows that performance (Y1) is influenced by achievement motivation (X1) and work environment (X2). Transfer training (Z) which moderate performance (Y1) which is strengthening in influencing remuneration (Y2). Remuneration (Y2) is influenced by achievement motivation (X1), work environment (X2) and performance (Y1). These results are as stated by Sopiha (2008) stating that the work environment can also affect a person's performance. Favorable, will create separate comfort and will spur better performance. Instead, the atmosphere uncomfortable work environment for infrastructure is inadequate, lack of support from superiors, and a conflict would have a negative impact resulting in deterioration in the performance of a person. The working environment is everything that exists around employees who can influence him in carrying out the tasks entrusted (Nitisemiro, 2000). Training transfer identifying the extent to which employees become participants can apply what is gained from the training so that it can change its behavior in the execution of their work. Sulistiyani (2003), [a person's performance is a combination of ability, effort, and opportunity can be judged from their work](#). Thus, the [performance is the willingness of a person or group of persons to perform an activity and completed in accordance with his responsibilities with the expected results](#). According Sedarmayanti (2009) measurement of performance is one factor that is very important for the company, because the measurement is used as a basis to construct a system of remuneration for employees, which can affect the behavior of government decision-makers in the organization. Surya (2004) states that the remuneration received by an employee is something in return for the contribution he has given to the organization of the working place. [Remuneration has a broader meaning than the salary, because it covers all forms of remuneration, in cash or goods provided directly or indirectly, and routine and non-routine](#). The same thing also expressed by Ruky (2006), which explains that the reward or remuneration has wider coverage than wages or salary. Rewards include all expenses incurred by the organization's employees and received or enjoyed by employees, either directly, routine, or indirectly. In the Ministry of Education and Culture, lecturers are entitled to get remuneration payments according to their position based on the Chancellor's Decree in accordance with the results of the job evaluation. The amount of remuneration received is determined based on class of position, position value, and performance achievement. The basic principles of the remuneration policy are fair and proportionate. This means that past policies apply a generalized pattern. So with the remuneration policy, the amount of income (reward) received by a lecturer will be largely determined by the weight and price of the position that he holds and the results of the performance assessment.

4. CONCLUSION The modeling results show that the indicators of achievement motivation, work environment, transfer of training, performance and remuneration are valid and reliable. Achievement motivation is formed by indicators trying to work hard in order to achievement is always increasing, and tasks with full responsibility. The working environment is formed by the indicator relative duties according to his ability, and loves the work in the areas occupied. Transfer of training is

formed by the indicator following the training program can do a job in a way that is easier and morale increased after the training program. Meets the performance indicators established by the face in accordance with the scheduled lectures, present on time, and active in research and journal publications. Determination of the remuneration established by the indicator (grade) to consider elements of working life or work experience lecturers, remuneration is based on the workload at the waistband, Remuneration models with transfer moderating based training as university lecturer perception Batam SEM approach is a model that fit based on the criteria of Goodness of Fit (GoF). Lecturer performance influenced motivasi achievement and working environment, and further affect the remuneration. Transfer training moderating influence performance that are strengthening against remuneration. REFERENCES [1] [2] Bollen, K.A, (1989), Structural Equations with Latent Variables, John Wiley and Son, USA Brown, T. A., (2006). Confirmatory Factory Analysis for Applied Research. The Guilford Press, New York. [3] Bryman, A. 2007. Research Development of Series. Effective Leadership in Higher Edudation. University of Leicester: School of Management. [4] Fitria, R., Idris, A., & Kusuma, A. R. (2014). Pengaruh Remunerasi, Motivasi, dan Kepuasan Kerja Terhadap Kinerja Pegawai di Kantor Pengadilan Tinggi Agama Samarinda. Journal Administrative Reform [5] Hair, J.F. JR., Anderson, R.E, Tatham, R.L. & Black, W.C. (2006). Multivariate Data Analysis. Six Edition. New Jersey: Pearson Educational, Inc. [6] Levy, P.S., and Stanley, L. (1999). Sampling of Populations: Methods and Applications. Third Edition. John Wiley and Sons. Inc. New York. [7] Gujarati, D. N. (1995). Basic Economic 3rd Edition. America: McGraw Hill International Edition. [8] Hair, J., Black, W., Babin, B., & Anderson, R. (2010). Multivariate Data Analysis 7th edition. New York: Prentice Hall. [9] [10] Hasibuan, M. S. (2012). Manajemen Sumber Daya Manusia. Jakarta: Bumi Aksara. Mangkoedihardjo, S. (2010). Individual or Communal Sanitation Services?: Decision Based on Wastewater Storage Capacity. Advances in Natural and Applied Sciences, 4(3): 226- 228. [11] Marcoulides, G. A. (1998). Modern Methods for Business Research. London: Lawrence Erlbaum Associates. [12] Mondy, & Noe. (1993). Human Resources Management. USA: A Division of Simon & Schuster Inc. [13] Mulaik, S.A, (2009), Linear Causal Modeling with Structural Equation, Chapman and Hall, USA [14] N. Rusdi Hidayat, Eddy Poernomo, Minto Waluyo, Bambang Widjanarko Otok. (2018). The Model of Risk of Travel Ticket Purchasing Decisions on Marketing Communication Mix in Online Site Using Structural Equation Modeling. International Journal of Civil Engineering and Technology (IJCIET), Volume 9, Issue 5, May 2018, pp. 847–856, Article ID: IJCIET_09_05_092. [15] N. Rusdi Hidayat, Suhadak, Darminto, Siti Ragil Handayani, Bambang Widjanarko Otok. (2014). Measurement Model of Service Quality, Regional Tax Regulations, Taxpayer Satisfaction Level, Behavior and Compliance Using Confirmatory Factor Analysis. World Applied Sciences Journal 29 (1): 56-61, ISSN 1818-4952. © IDOSI Publications. DOI: 10.5829/idosi.wasj.2014.29.01. 13833 [16] Nitisemito, A. S. (1982). Manajemen personalia: Manajemen Sumber Daya Manusia. Jakarta: Ghalia Indonesia. [17] Otok, B.W, Andari, S., & Utama, T. (2015). Pengembangan dan Penentuan Indikator Remunerasi Berdasarkan Persepsi Tenaga Kependidikan di Lingkungan ITS. LPPM- Institut Teknologi Sepuluh Nopember. [18] Palagia, M., Brasit, N., & Amar, M. Y. (2010). Remunerasi, Motivasi, dan Kepuasan Kerja Terhadap Kinerja Pegawai pada Kantor Pajak di Kota Makassar. Universitas Hasanuddin, Makassar [19] [20] [21] Panggabean, M. S. (2002). Manajemen Sumber Daya Manusia. Jakarta: Ghalia Indonesia. Ratnawatie, K. (1998). Birokrasi Perguruan Tinggi di Indonesia. Perspektif Vol.3 No.2. Raykov, T. dan Marcoulides, G.R., (2006), A First Course in Structural Equation Modeling, Lawrence Erlbaum Associates, USA. [22] Razif, M., Budiarti, V.E., Mangkoedihardjo, S. 2006. Appropriate fermentation process for tapioca's wastewater in Indonesia. Journal of Applied Sciences, 6(13), 2846-2848. [23] Ruky, A. (2006). Manajemen Penggajian dan Pengupahan untuk Karyawan Perusahaan. Jakarta: PT. Gramedia Pustaka Utama. [24] Sedarmayanti. (2009). Reformasi Administrasi Publik, Reformasi Birokrasi, dan Kepemimpinan Masa Depan: Mewujudkan Pelayanan Prima dan Pemerintahan yang Baik. Bandung: Refika Aditama. [25] Sekaran, U. (2011). Metodologi Penelitian untuk Bisnis 4th Edition. Jakarta: Salemba Empat. [26] [27] [28] [29] [30] Sopiah. (2008). Perilaku Organisasional. Yogyakarta: Andi Offset. Simamora, H. (2004). Manajemen Sumber Daya Manusia. Yogyakarta: SIE YKPN. Sulistiyani, A. (2003). Manajemen Sumber Daya Manusia. Yogyakarta: Graha Ilmu Surya, M. (2004). Bunga Rampai Guru dan Pendidikan. Jakarta: Balai Pustaka. Wibisono, C., Bambang, W.O. and Nur, A.E. (2018). Partial Least Squares for Performance Assessment of Teaching Workloads by Moderating Motivation of Emotional Intelligence. International Journal of Mechanical Engineering and Technology (IJMET). Volume 9, Issue 7, July 2018, pp. 1058–1067, Article ID: IJMET_09_07_114. [31] Wibisono, C., Nur, A.E. and Bambang, W.O. (2018). Technology Development Model for Library Using Structural Equation Modeling. International Journal of Civil Engineering and Technology (IJCIET). Volume 9, Issue 7, July 2018, pp. 1276–1286, Article ID: IJCIET_09_07_135. Sri Rupiati, Jemmy Rumengan, Chablullah Wibisono and Bambang Widjanarko Otok Moderating Structural Equation Modeling on Training Transfer to the Performance of Remuneration Under the

Lecturer Perception of University Batam Sri Rupiati, Jemmy Rumengan, Chablullah Wibisono and Bambang Widjanarko Otok Moderating Structural Equation Modeling on Training Transfer to the Performance of Remuneration Under the Lecturer Perception of University Batam Sri Rupiati, Jemmy Rumengan, Chablullah Wibisono and Bambang Widjanarko Otok Moderating Structural Equation Modeling on Training Transfer to the Performance of Remuneration Under the Lecturer Perception of University Batam Sri Rupiati, Jemmy Rumengan, Chablullah Wibisono and Bambang Widjanarko Otok Moderating Structural Equation Modeling on Training Transfer to the Performance of Remuneration Under the Lecturer Perception of University Batam Sri Rupiati, Jemmy Rumengan, Chablullah Wibisono and Bambang Widjanarko Otok Moderating Structural Equation Modeling on Training Transfer to the Performance of Remuneration Under the Lecturer Perception of University Batam Sri Rupiati, Jemmy Rumengan, Chablullah Wibisono and Bambang Widjanarko Otok Moderating Structural Equation Modeling on Training Transfer to the Performance of Remuneration Under the Lecturer Perception of University Batam Sri Rupiati, Jemmy Rumengan, Chablullah Wibisono and Bambang Widjanarko Otok Moderating Structural Equation Modeling on Training Transfer to the Performance of Remuneration Under the Lecturer Perception of University Batam <http://www.iaeme.com/IJCIET/index.asp> 916 editor@iaeme.com
<http://www.iaeme.com/IJMET/index.asp> 917 editor@iaeme.com
<http://www.iaeme.com/IJMET/index.asp> 918 editor@iaeme.com
<http://www.iaeme.com/IJMET/index.asp> 919 editor@iaeme.com
<http://www.iaeme.com/IJMET/index.asp> 920 editor@iaeme.com
<http://www.iaeme.com/IJMET/index.asp> 921 editor@iaeme.com
<http://www.iaeme.com/IJMET/index.asp> 922 editor@iaeme.com
<http://www.iaeme.com/IJMET/index.asp> 923 editor@iaeme.com
<http://www.iaeme.com/IJMET/index.asp> 924 editor@iaeme.com
<http://www.iaeme.com/IJMET/index.asp> 925 editor@iaeme.com
<http://www.iaeme.com/IJMET/index.asp> 926 editor@iaeme.com
<http://www.iaeme.com/IJMET/index.asp> 927 editor@iaeme.com
<http://www.iaeme.com/IJMET/index.asp> 928 editor@iaeme.com